

TRANSFORMING
YOUR RISK DATA
TO DRIVE
**UNDERWRITING
PROFITABILITY**

**RISK
SOLVED**



WHAT IS **RISK SOLVED?**

Designed by a team of insurance experts, Risk Solved is a global risk engineering and risk data analytics solution that enables insurance organisations to produce consistent risk data insights.

Risk Solved was launched to the insurance market in 2016 to provide a cloud based SaaS risk engineering data solution enabling carriers to improve their portfolio profitability.

Our team is made up of insurance experts who have partnered with industry software specialists to create a risk engineering data and analytics platform bespoke for the insurance sector.

HOW IT WORKS

Risk Solved will reduce your loss ratios and improve your underwriting profitability whilst providing you with an ultra-efficient method of analysing data.

With that in mind, we're constantly developing our software to focus on 5 key customer benefits to give you the ultimate risk engineering and risk data analytics solution.



1. PROVIDE YOU WITH **UNPARALLELED INSIGHTS**

Providing unparalleled insights at portfolio level to inform risk selection and pricing to reduce loss ratios by a proven 20%.



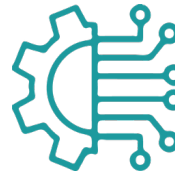
2. INCREASE YOUR **CUSTOMER RETENTION & ENGAGEMENT**

Improving customer retention and engagement through risk improvements and premium reductions.



3. PROVIDE AN **EFFICIENT & EASY TO USE** DATA CAPTURE SOURCE

Increasing risk assessment and survey quantity, efficiency & accuracy by up to 50%.



4. MAKE IT **EASY TO INTEGRATE** WITH INTERNAL SYSTEMS

Easy & secure integration with existing business systems, third party data and IoT's for automated and enriched data.



5. CREATE A SIMPLE **OUT-OF-THE BOX** SOLUTION

Simple low code / no code out-of-the-box set-up.



UNPARALLELED INSIGHTS

Providing unparalleled insights at portfolio level to inform risk selection and pricing to reduce loss ratios by a proven 20%.



**RISK
SOLVED**

UNPARALLELED INSIGHTS

PROVEN TO INCREASE UNDERWRITING PROFITABILITY

Through our powerful automated analytics and reporting tools, Risk Solved allows you to benchmark your portfolio for more informed underwriting and risk selection decisions.

Our dynamic data analytics tools deliver risk rating and profiling to monitor the impact of risk improvements for you and your customers.

BUILDING CLAIMS DEFENSIBILITY

For realtime insights, IoT-based monitoring instantly captures individual behaviours that can be detected and acted upon instantly whilst providing enhanced data for claims defensibility.

This enables you to provide feedback in the most critical moments to either positively reinforce safe behaviours or educate about risky behaviours.

CUSTOMISED INSIGHTS

Our simple-to-use questionnaire builder enables surveys to be created using common standards and configured to your customer's trade.

Configurable risk data templates enable your policy holders data to be aligned to your own risk appetite.

To further support benchmarking of your portfolio, our standard charts, graphs and reports provide detailed out of the box insights.

A suite of risk dashboards provides the basis for configuring your own bespoke analytics reports.

UNRIVALLED STREAMS OF DATA

Our flexible solution can inject an extensive range of 3rd party data sources, with particular focus on property, financial and legal feeds, to enhance your own claims and risk data.





INCREASED CUSTOMER RETENTION & ENGAGEMENT

Improving customer retention and engagement through risk improvements and premium reductions.

**RISK
SOLVED**

INCREASED CUSTOMER RETENTION & ENGAGEMENT

IMPROVE QUOTE ACCURACY & EFFICIENCY

With real-time surveys and dynamic automated scoring tools, risk processing is significantly quicker and more efficient, even allowing your customer to refresh and update data whilst reviewing with your surveyor.

INSTANT CUSTOMER IMPACT

Our video survey capability allows you to support your clients with remote access to specialist risk engineers.

Our IoT-based monitoring capability provides immediate support to mitigate losses, protect policyholder safety, and reduce the time it takes to remedy a claim.

YOUR OWN CUSTOMER ENVIRONMENT

Our secure customer portal provides your customer with 24/7 access to their own real-time insights, risk improvements and the ability to profile their data focusing on the areas that will result in positive outcomes.

Risk Solved enables you to co-brand with your policy holder or partner's branding, as well as provide them with the ability to manage and control information pertinent to them, for example, training material, latest news and large loss lessons.

Risk Solved can automatically follow-up risk mitigation recommendations informing all stakeholders of the risk improvement status.





INCREASED DATA COLLECTION EFFICIENCY

Increasing risk assessment and survey quantity, efficiency and accuracy.

**RISK
SOLVED**

INCREASED DATA COLLECTION EFFICIENCY

EFFICIENT & ACCURATE DATA HANDLING

Available on iOS and Android devices, the Risk Solved Engineer Portal and Engineer Apps substantially reduce the administrative burden and data collection time associated with surveys.

Thanks to the simple-to-use interface, survey customisation and video survey capability, data collection is quick, simple and guaranteed to be consistent and accurate.

Survey data is stored centrally reducing any inconsistencies or mistakes due to rekeying.

To ensure the data remains accurate, our platform provides a full audit trail of who has amended, collected or deleted the data and at what specific time.

Integrations to data services such as mapping, geo-spacial and Nat Cat reduces the need for data collection by the surveyor, allowing trusted and approved data sources to be utilised.

REMOTE CONTROL

Desk top surveys can be supported by remote video inspections. This capability can reduce the number of site resurvey visits by between 50-70%.

Our live data capture capabilities, including our integrated video call function, enables the surveyor to initiate a video call as part of the survey programme to gain immediate feedback from a colleague or 3rd parties.

CUSTOMER SPECIFIC SURVEYS

Self-assessments enable the policyholder to develop their own audit suite based on their own corporate standards or use those provided from your audit library.



A man in a light blue sweater and glasses stands in a server room, holding a laptop and pointing at a server rack. The room is dimly lit with blue and purple ambient lighting. Large orange arrow graphics are positioned around the text.

EASY INTEGRATION

Easy & secure integration with existing business systems, third party data and IoT's for automated and enriched data.

**RISK
SOLVED**

EASY INTEGRATION

SEAMLESS INTEGRATION

Risk Solved seamlessly integrates with core applications such as underwriting, policy admin, claims, imaging systems and third party applications such as, data warehouses, Workday, Teams, Outlook, and MS Power BI.

Once risk scores have been generated by the Risk Solved platform, seamless integration into a 3rd party pricing system or rating engines, negates the need to rekey the data.

Our integrated calendar can be updated directly from an existing service to give a singular view of your work schedule.

FUTURE PROOFED

Risk Solved has an extensive library of API's and web services which are continually being extended.

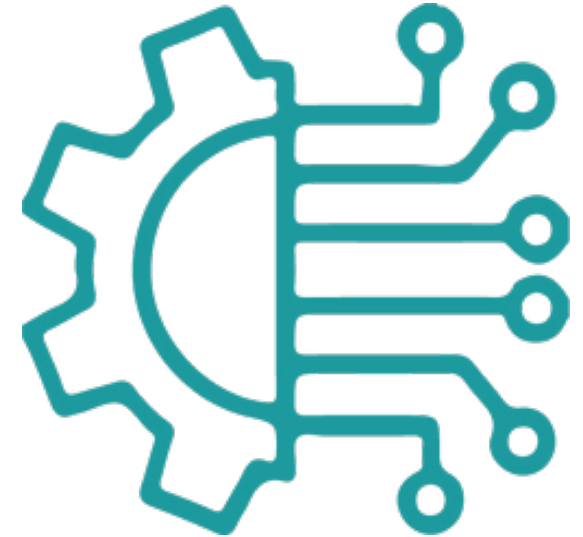
Our solution supports both IoT and IIoT, Machine Learning with our partners.

KEEPING YOU AND YOUR CUSTOMERS SECURE

Our SaaS product suite offers an out-of-the box Single Sign On (SSO) model providing integration options into Okta and MS Active Directory for your internal and external systems.

To ensure your data remains secure, Risk Solved is hosted in a Tier 3 UK and North American data centre, with both locations meeting today's expected levels of resilience and failover services.

In addition, specific reporting and intelligence services are also hosted on Microsoft™ Azure, providing a truly global service for our customers. Regular independent application PEN testing ensures that the application and services are measured against potential cyber-attacks.





SIMPLE SET-UP

Simple low code / no code
out-of-the-box set-up.

**RISK
SOLVED**

SIMPLE SET-UP

LIMITED IMPACT ON IT INFRASTRUCTURE

Risk Solved has been designed so there is little or no impact on your IT resources. Risk Solved's out of the box, low-code configuration, open API architecture and in-software configurations ensure a rapid set-up and quick deployment.

SIMPLE CONFIGURATION

Because our system has been designed to be highly configurable within the portal, user admins have full access to manage user permissions and assign user roles.

Our highly configurable questionnaire builder allows platform users to generate customer and industry specific surveys, alleviating dependency on scarce IT resource.

SAFE AND SUPPORTED

Risk Solved is SaaS based and is accessible by any supported internet browser, via your device of choice, either Android or iOS.


Our out of the box SSO model enables you to reduce password usage making transition between systems seamless.

To expedite implementation and roll-out of Risk Solved we provide you with access to pre-built surveys and over 50 report templates.

CONFIGURED FOR GLOBAL USE

Risk Solved has been developed for global use, providing localised support for currency, dates and terminology. User controls provide the ability to maintain and update text and language throughout the product.

Risk Solved enables Risk Engineer competency profiles to be defined in a skills matrix allowing semi automatic work allocation based on competence, location and workload.



TRANSFORM **YOUR** **RISK DATA** TODAY

FIND OUT MORE

TRANSFORMING RISK DATA.
IMPROVING PROFITABILITY.
REDUCING CLAIMS.

RISK SOLVED

6 Bevis Marks
London EC3A 7BA

EMAIL: sales@risksolved.com

SALES: 020 7127 0571

SUPPORT: 020 7127 0575

RISK
SOLVED